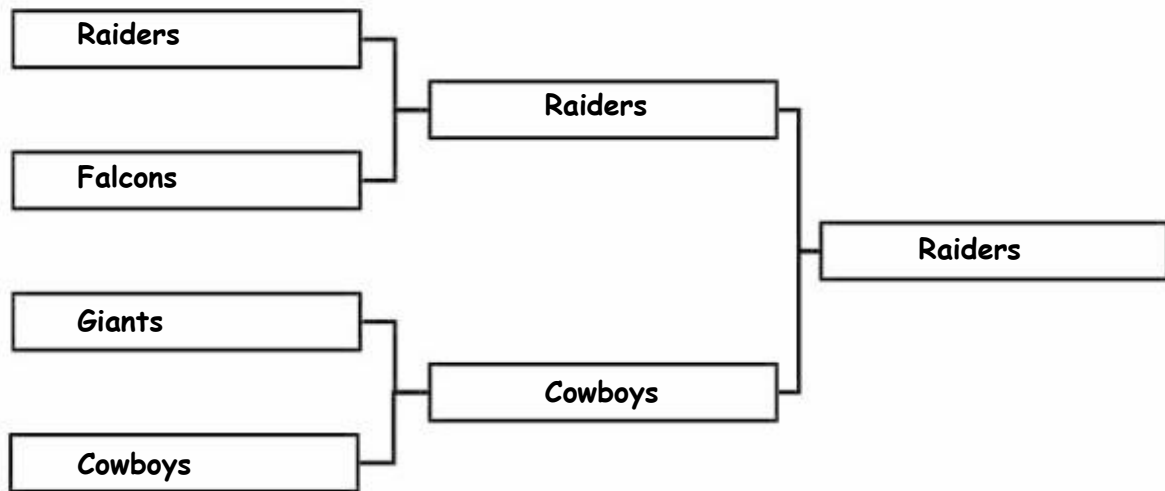


2008 C League Standings

Team	Won	Lost	PF	PA	Points
C-Raiders	5	0	116	20	10
C-Giants	4	1	90	44	8
C-Cowboys	3	3	70	88	6
C-Falcons	2	4	52	102	4
C-Steelers	0	6	20	94	0

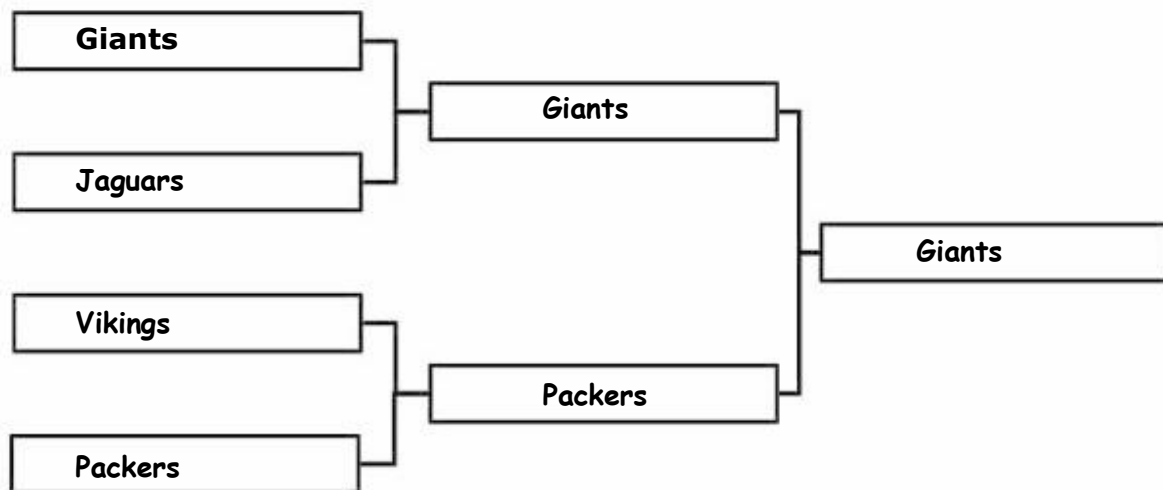
2008 C League Playoffs



2008 B League Standings

Team	Won	Lost	PF	PA	Points
B-Giants	8	0	236	14	16
B-Vikings	6	2	120	88	12
B-Packers	6	2	136	38	12
B-Redskins	4	4	70	118	8
B-Jaguars	4	4	92	138	8
B-Panthers	4	4	74	78	8
B-Cowboys	2	6	24	86	4
B-Falcons	2	6	8	128	4
B-Steelers	0	8	30	102	0

2008 B League Playoffs



2008 A League Standings

Team	Won	Lost	PF	PA	Points
Standings Overall by Division					
AFC					
A-Panthers	8	0	214	44	12
A-Steelers	5	3	158	104	8
A-Packers	5	3	122	92	6
A-Jaguars	4	4	84	112	6
A-Vikings	1	7	62	218	1
NFC					
A-Falcons	7	1	184	82	12
A-Cowboys	7	2	152	62	11
A-Redskins	5	4	164	72	7
A-Bucs	2	6	46	110	4
A-Giants	1	7	44	150	2
A-Raiders	0	8	24	208	0

* Jaguars were ranked higher with win against the Packers

* A-League Only Point System:

Since A-League expanded rapidly the playoff determination will be the following:

1) Based on Points within the division. Two (2) Division points are earned for each game won within the Division; One

(1) Division point is earned for each win outside the Division.

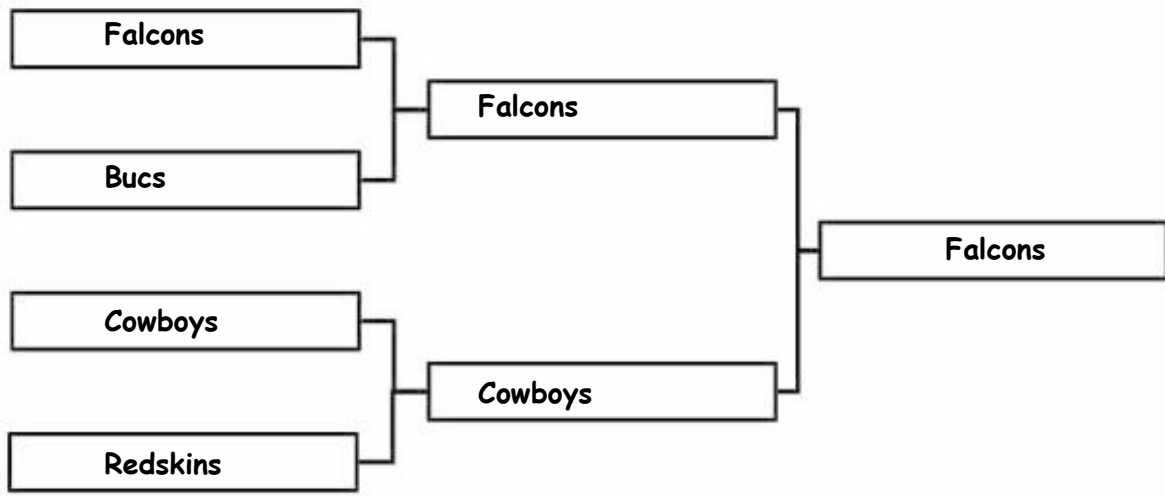
2) The Cowboys and the Redskins both are scheduled to play 9 games, whereas all other teams are scheduled to play

8 games, because of the number of teams and 8 weeks of regular season play. Therefore these two teams will not have their non-divisional games in week #2 count toward league points. This will even out the league point scoring in the league.

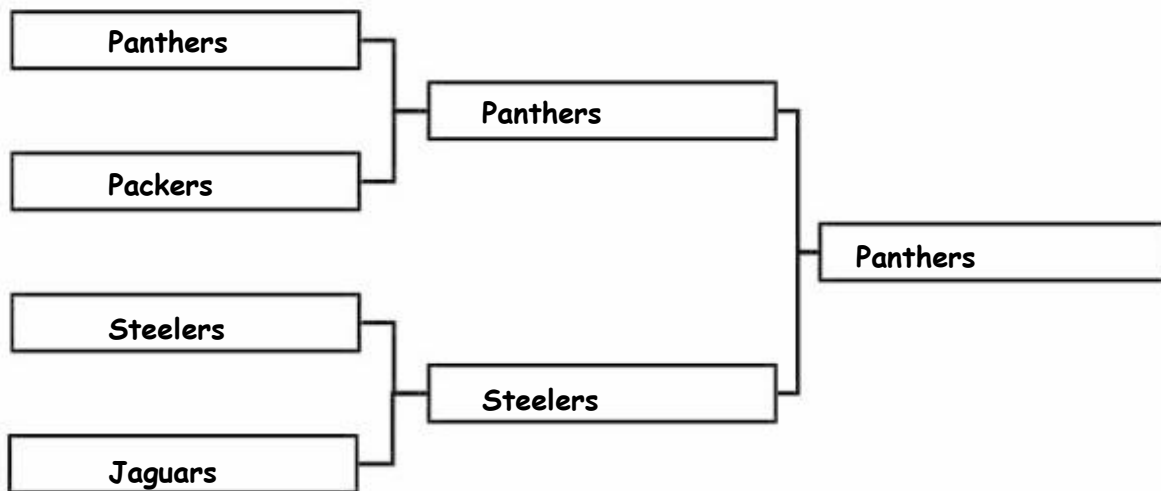
3) If a tie game is determined then each team will receive 1/2 of the points as determined in the above rule.

4) Further tie-breaker procedures will be determined by rule 12.C.2-4

2008 A League Playoffs



Championship won by: Panthers



2008 Bantam Standings

Team	Won	Lost	PF	PA	Points
Bantam-Steelers	8	0	146	12	16
Bantam-Packers	6	2	144	70	12
Bantam-Vikings	6	2	62	26	12
Bantam-Panthers	5	3	96	82	10
Bantam-Redskins	4	4	60	80	8
Bantam-Jaguars	3	5	42	60	6
Bantam-Falcons	3	5	74	100	6
Bantam-Giants	1	7	18	86	2
Bantam-Cowboys	0	8	6	132	0

2008 Bantam Playoffs

